



7660 Promontory Drive
Windsor, CO 80528



 Single Family

 3650 SQFT

 2 Beds

 2 Baths

 2 Car



Suzanne Ekeler
970-590-4841
suzanne@ekelerrealestate.com

Scan code for more property details



7660 Promontory Drive, Windsor, CO 80528 – Main



TOTAL: 2101 sq. ft
Basement: 0 sq. ft, 1st floor: 2101 sq. ft
EXCLUDED AREAS: BASEMENT: 1330 sq. ft, GARAGE: 398 sq. ft, BALCONY: 97 sq. ft,
PORCH: 38 sq. ft, WALLS: 218 sq. ft

Floor Plan Created By V1photos.com. Measurements Deamed Highly Reliable But Not Guaranteed.

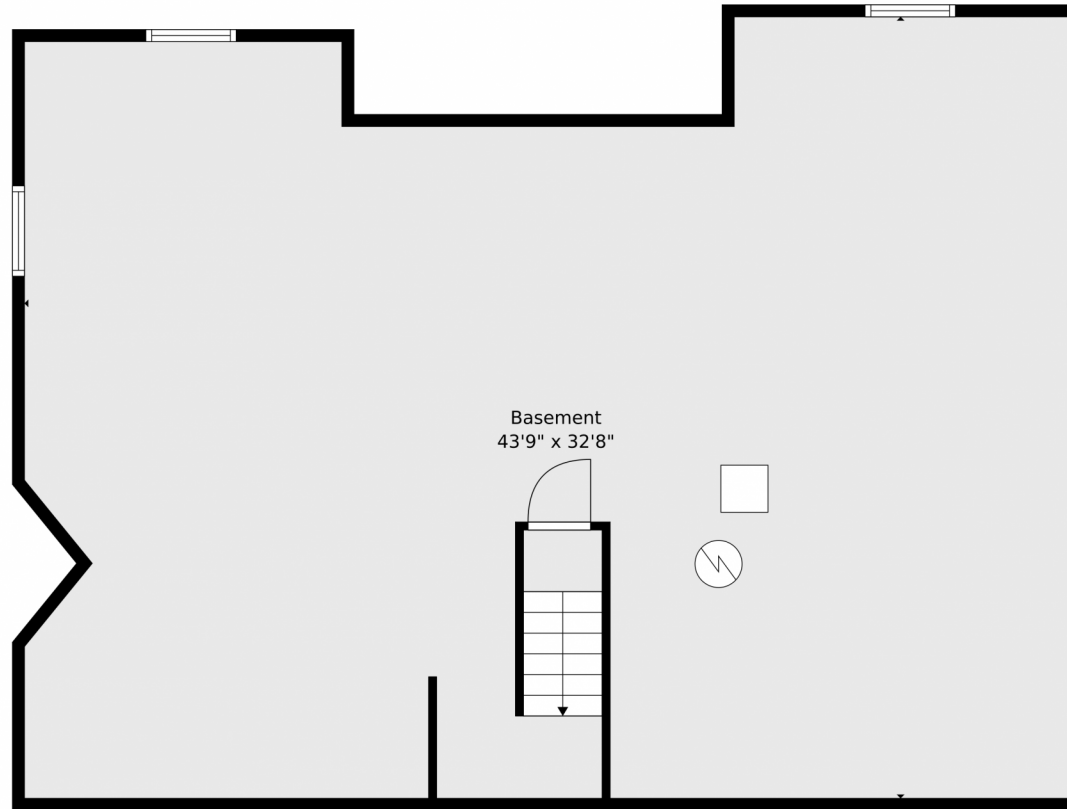


Disclaimer: Sizes and Dimensions are Approximate, Actual May Vary.



Suzanne Ekeler
970-590-4841
suzanne@ekelerrealestate.com





TOTAL: 2101 sq. ft
Basement: 0 sq. ft, 1st floor: 2101 sq. ft
EXCLUDED AREAS: BASEMENT: 1330 sq. ft, GARAGE: 398 sq. ft, BALCONY: 97 sq. ft,
PORCH: 38 sq. ft, WALLS: 218 sq. ft

Floor Plan Created By V1photos.com. Measurements Deamed Highly Reliable But Not Guaranteed.



Disclaimer: Sizes and Dimensions are Approximate, Actual May Vary.



Suzanne Ekeler
970-590-4841
suzanne@ekelerrealestate.com



7660 Promontory Drive, Windsor, CO 80528 – All Levels



TOTAL: 2101 sq. ft
Basement: 0 sq. ft, 1st floor: 2101 sq. ft
EXCLUDED AREAS: BASEMENT: 1330 sq. ft, GARAGE: 398 sq. ft, BALCONY: 97 sq. ft,
PORCH: 38 sq. ft, WALLS: 218 sq. ft

Floor Plan Created By V1photos.com. Measurements Deamed Highly Reliable But Not Guaranteed.



Disclaimer: Sizes and Dimensions are Approximate, Actual May Vary.



Suzanne Ekeler
970-590-4841
suzanne@ekelerrealestate.com

